

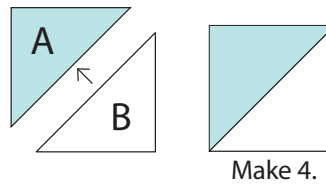
# Greek Cross Cotton Way

website - [www.cottonway.com](http://www.cottonway.com)

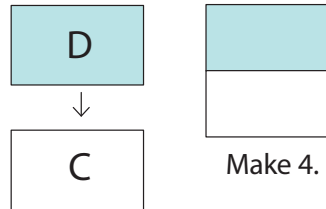
Use a 1/4" seam allowance.  
Press in the direction of the arrows.

## Construction

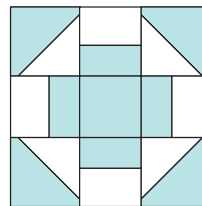
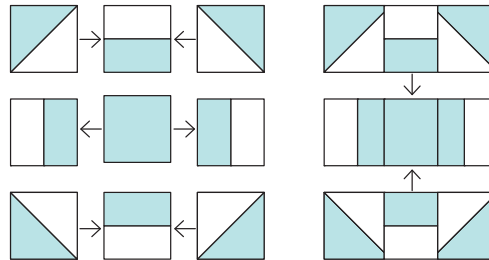
Step 1:



Step 2:



Step 3:



## Greek Cross sizes

	3"	6"	12"	18"	24"
A	2-17/8"	2-27/8"	2-47/8"	2-67/8"	2-87/8"
B	2-17/8"	2-27/8"	2-47/8"	2-67/8"	2-87/8"
C	4-1 1/2" x 1" 	4-2 1/2" x 1 1/2" 	4-4 1/2" x 2 1/2" 	4-6 1/2" x 3 1/2" 	4-8 1/2" x 4 1/2" 
D	4-1 1/2" x 1" 	4-2 1/2" x 1 1/2" 	4-4 1/2" x 2 1/2" 	4-6 1/2" x 3 1/2" 	4-8 1/2" x 4 1/2" 
E	1-1 1/2"	1-2 1/2"	1-4 1/2"	1-6 1/2"	1-8 1/2"